

STAGE 1

RULES: IPSC Latest Edition

RANGE 1a, Day 1

COURSE DESIGNER: Gary Mapes

START POSITION: Standing anywhere within the demarcated area

Handgun ready condition: Default

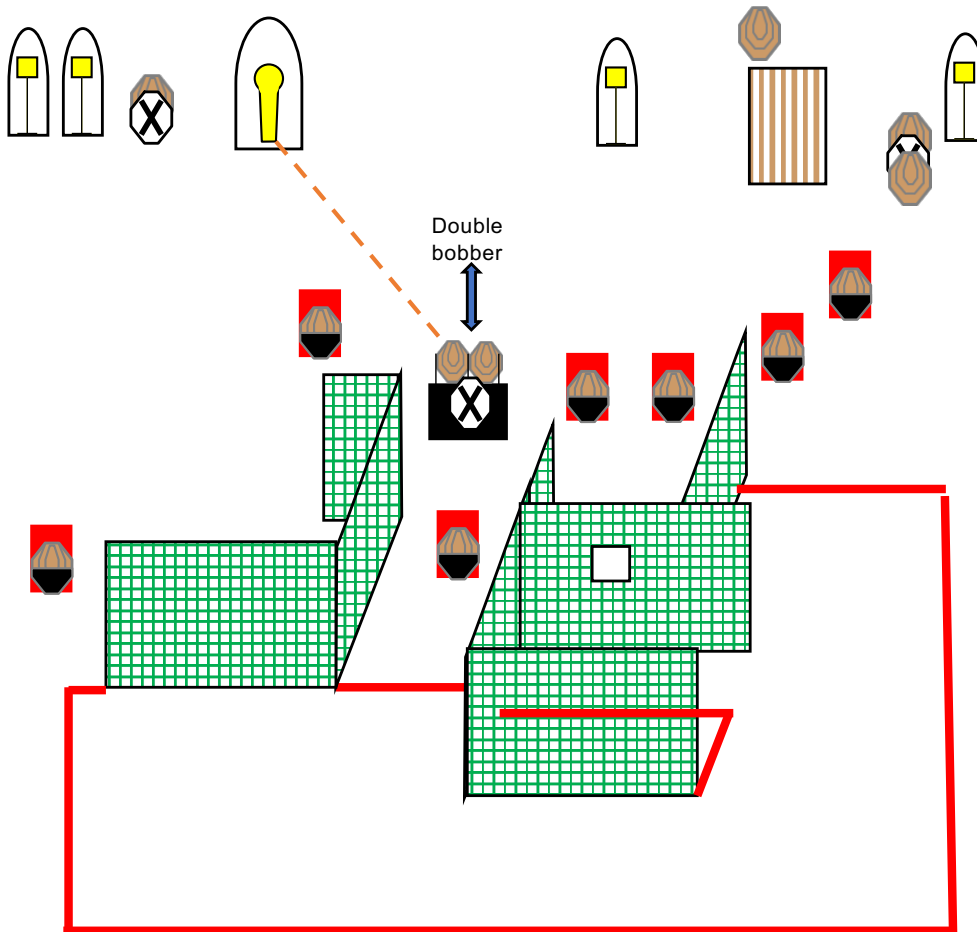
STAGE PROCEDURE: On the signal engage all targets as seen from within the demarcated area

Popper activates bobber which remains visible at rest

SCORING: 31 rounds, 155 points

TARGETS: 13 IPSC paper targets (classic),
1 Poppers
4 Plates

START: Audible



SETUP NOTES:

RO NOTES:

STAGE 2

RULES: IPSC Latest Edition

RANGE 2a, Day 1

COURSE DESIGNER: Gary Mapes

START POSITION: Standing with heels touching either blue mark as demonstrated

Handgun ready condition: Default

STAGE PROCEDURE: On the signal engage all targets as seen from within the demarcated area

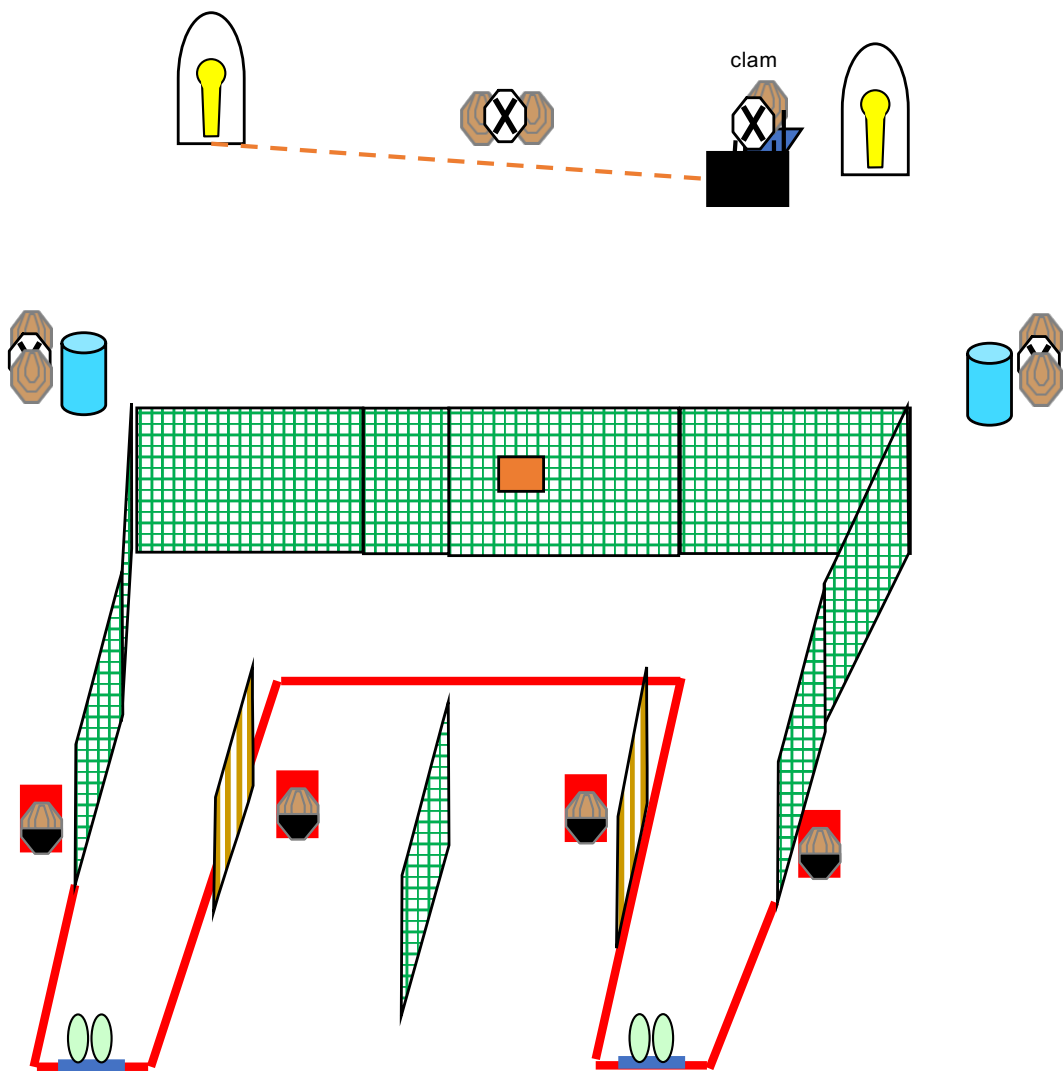
Window lifts up to open

Popper activates the clam which remains visible at rest

SCORING: 24 rounds, 120 points

TARGETS: 11 IPSC paper targets (classic), 2 Poppers

START: Audible



24

SETUP NOTES:

RO NOTES:

STAGE 3

RULES: IPSC Latest Edition

RANGE 3a, Day 1

COURSE DESIGNER: Gary Mapes

START POSITION: Standing with **heels touching the blue mark, facing directly uprange as demonstrated**

Handgun ready condition: Loaded and holstered with chamber empty

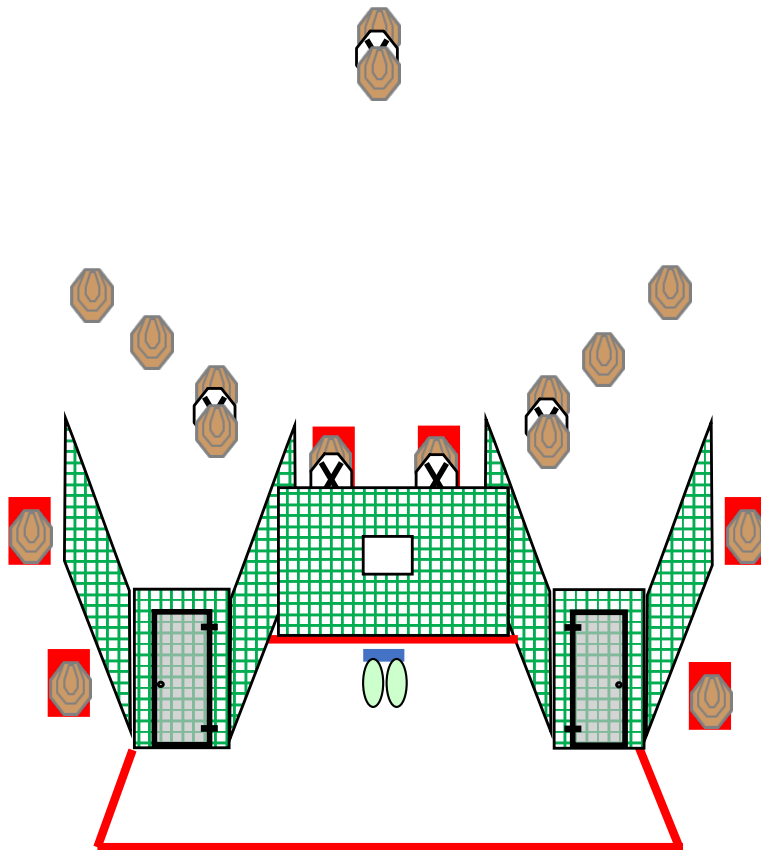
STAGE PROCEDURE: On the signal engage all targets as seen from within the demarcated area

Doors must be opened with hands

SCORING: 32 rounds, 160 points

TARGETS: 16 IPSC paper targets (classic),

START: Audible



32

SETUP NOTES:

RO NOTES:

STAGE 4

RULES: IPSC Latest Edition

RANGE 4a, Day 1

COURSE DESIGNER: Gary Mapes

START POSITION: seated at the table with both hands on the outer edges of the table as demonstrated

HANDGUN READY CONDITION: Loaded and placed on the table, facing directly down-range, along with all magazines to be used

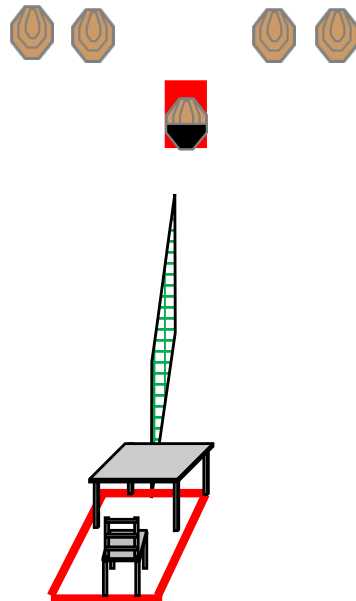
STAGE PROCEDURE: On the signal engage all targets as seen from within the demarcated area

With strong hand only

SCORING: 10 rounds, 50 points

TARGETS: 5 IPSC paper targets (classic),

START: Audible



10

SETUP NOTES:

RO NOTES:

STAGE 5

RULES: IPSC Latest Edition

RANGE 4b, Day 1

COURSE DESIGNER: Gary Mapes

START POSITION: Seated on the chair with hands clasped behind the head as demonstrated

Handgun ready condition: Loaded in holster with chamber empty

STAGE PROCEDURE: On the signal engage all targets as seen from within the demarcated area with :

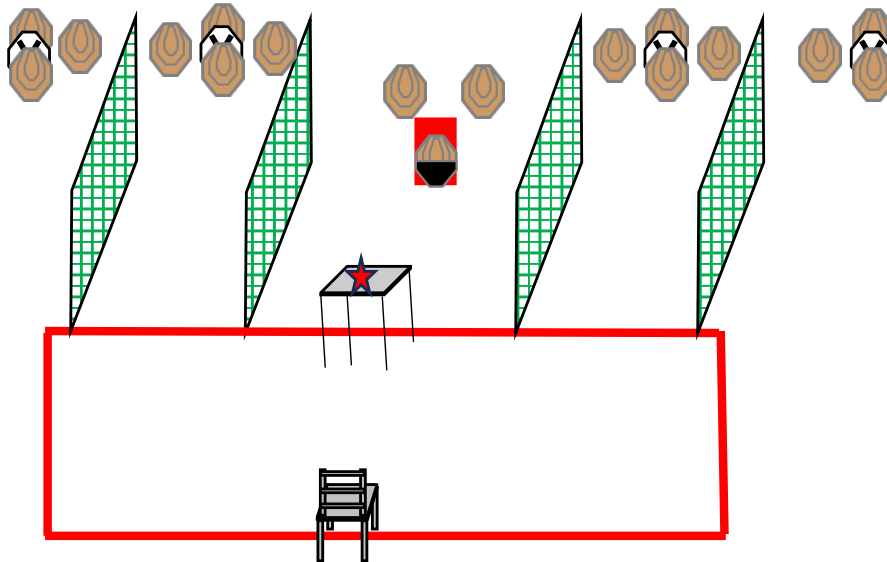
one scoring shot per target

Switch on table activates turning targets which remain turning & visible until stage is finished by re-activating the switch

SCORING: 17 rounds, 85 points

TARGETS: 17 IPSC mini paper targets

START: Audible



17

SETUP NOTES:

RO NOTES:

STAGE 6

RULES: IPSC Latest Edition

RANGE 1a, Day 2

COURSE DESIGNER: Gary Mapes

START POSITION: Standing with heels touching the blue mark as demonstrated

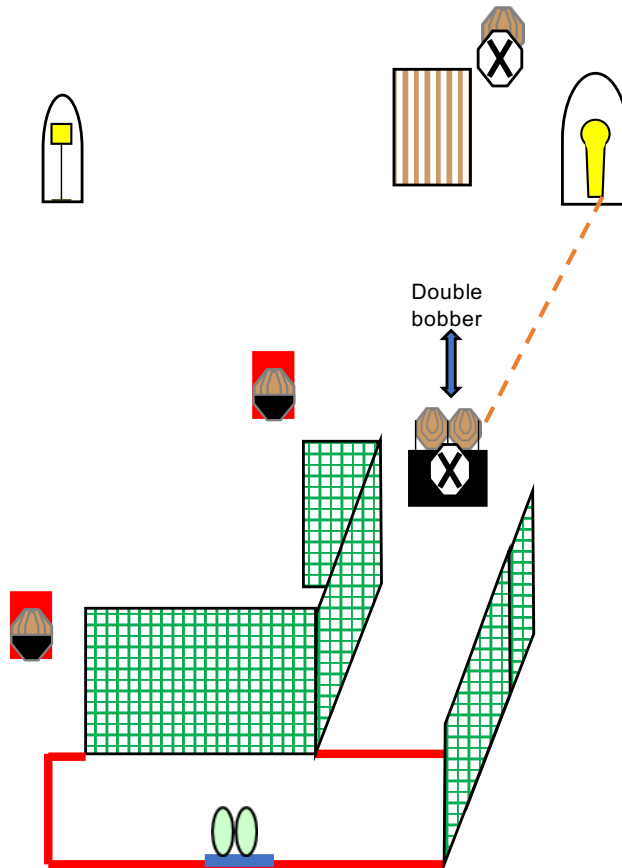
Handgun ready condition: Default

STAGE PROCEDURE: On the signal engage all targets as seen from within the demarcated area

SCORING: 12 rounds, 60 points

TARGETS: 5 IPSC paper targets (classic),
1 Poppers
1 Plate

START: Audible



SETUP NOTES: set up from stage 1

RO NOTES:

STAGE 7

RULES: IPSC Latest Edition

RANGE 1b, Day 2

COURSE DESIGNER: Gary Mapes

START POSITION: Standing with heels touching blue mark at the back of the demarcated area as demonstrated

Handgun ready condition Default

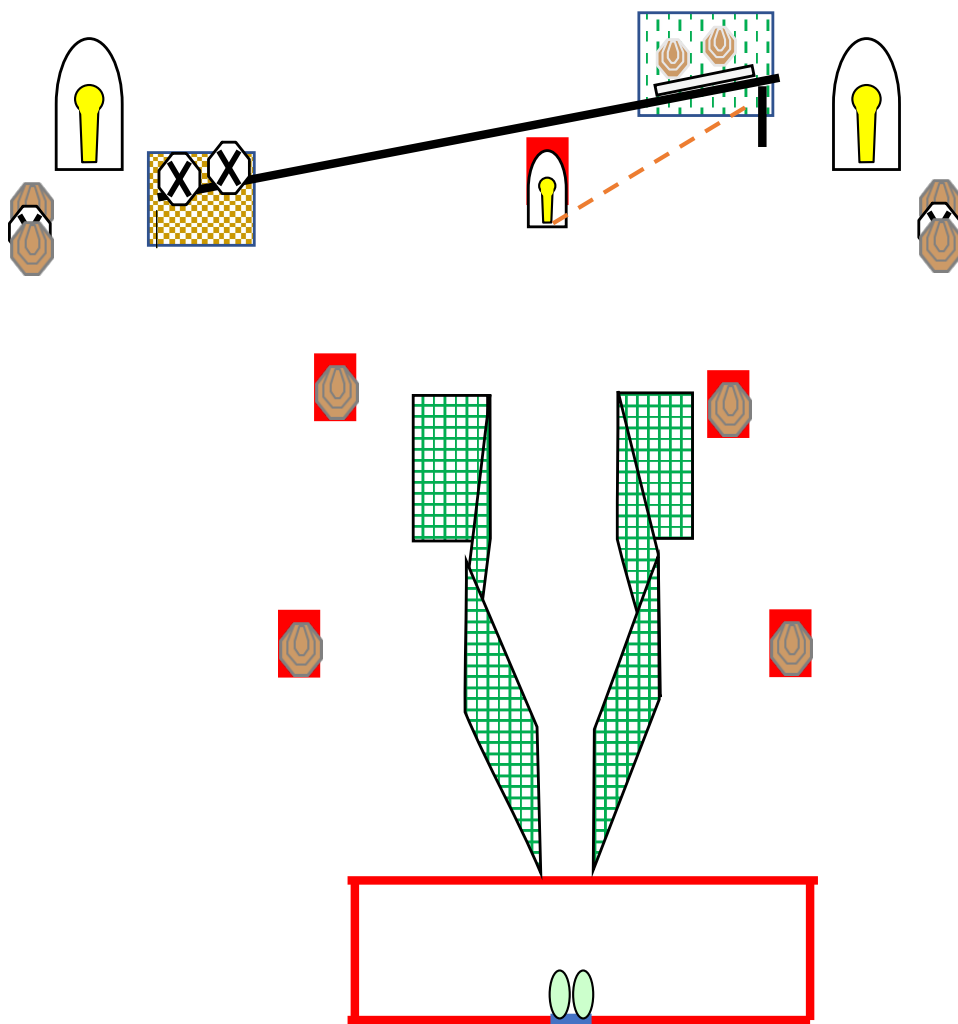
STAGE PROCEDURE: On the signal engage all targets as seen from within the demarcated area

Mini popper activates the mover which remains visible at rest

SCORING: 23 rounds, 115 points

TARGETS: 10 IPSC paper targets (classic),
1 Mini-poppers
2 Poppers

START: Audible



SETUP NOTES:

RO NOTES:

STAGE 8

RULES: IPSC Latest Edition

RANGE 2a, Day 2

COURSE DESIGNER: Gary Mapes

START POSITION: Standing with heels touching either blue mark as demonstrated

Handgun ready condition: Default

STAGE PROCEDURE: On the signal engage all targets as seen from within the demarcated area

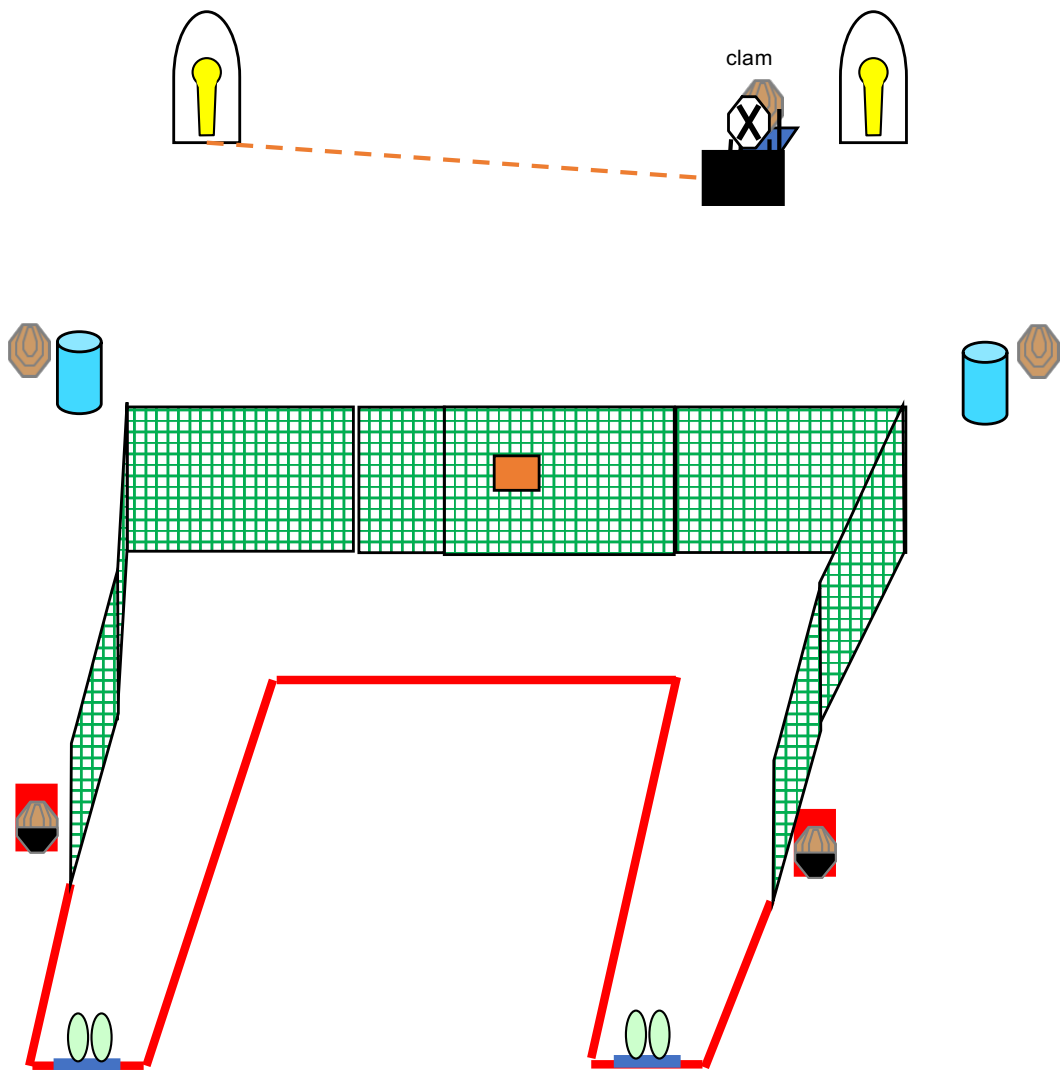
Window lifts up to open

Popper activates the clam which remains visible at rest

SCORING: 12 rounds, 60 points

TARGETS: 5 IPSC paper targets (classic),
1 Mini-poppers
1 Poppers

START: Audible



12

SETUP NOTES: set up from stage 2

RO NOTES:

STAGE 9

RULES: IPSC Latest Edition

RANGE 2b, Day 2

COURSE DESIGNER: Gary Mapes

START POSITION: Standing with both hands flat on the wall as demonstrated

Handgun ready condition: Chamber and magazine well empty

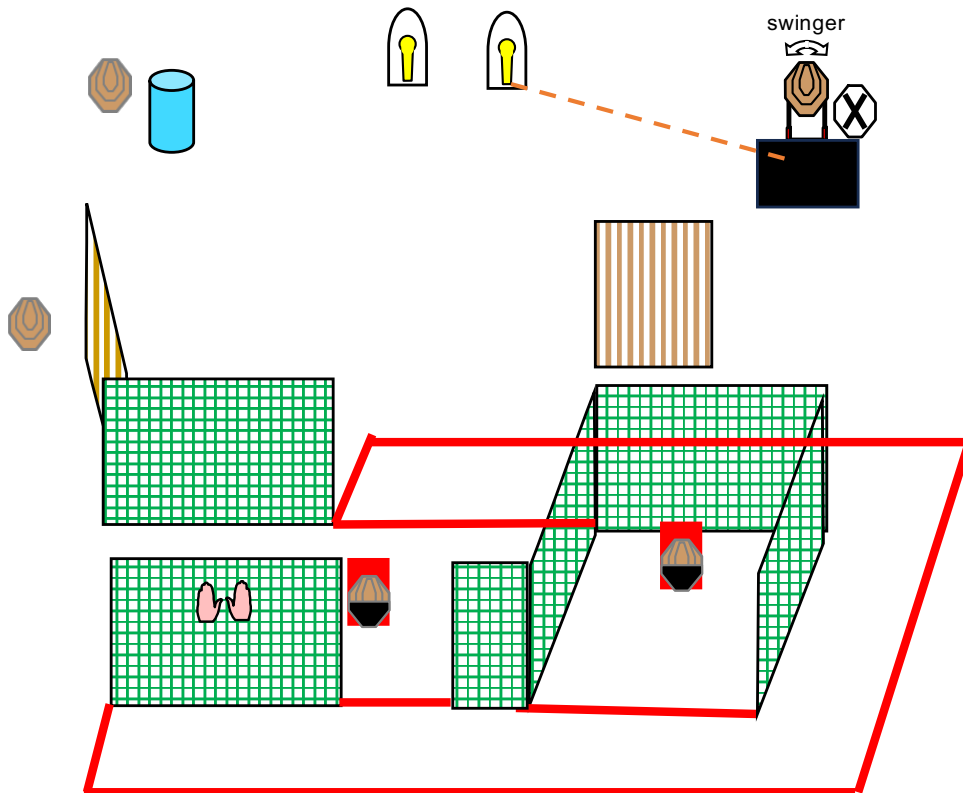
STAGE PROCEDURE: On the signal engage all targets as seen from within the demarcated area

Mini popper activates the swinger which remains visible at rest

SCORING: 12 rounds, 60 points

TARGETS: 5 IPSC paper targets (classic), 2 Mini-poppers

START: Audible



12

SETUP NOTES:

RO NOTES:

STAGE 10

RULES: IPSC Latest Edition

RANGE 3a, Day 2

COURSE DESIGNER: Gary Mapes

START POSITION: Standing with heels touching either blue mark, facing directly at side berm as demonstrated

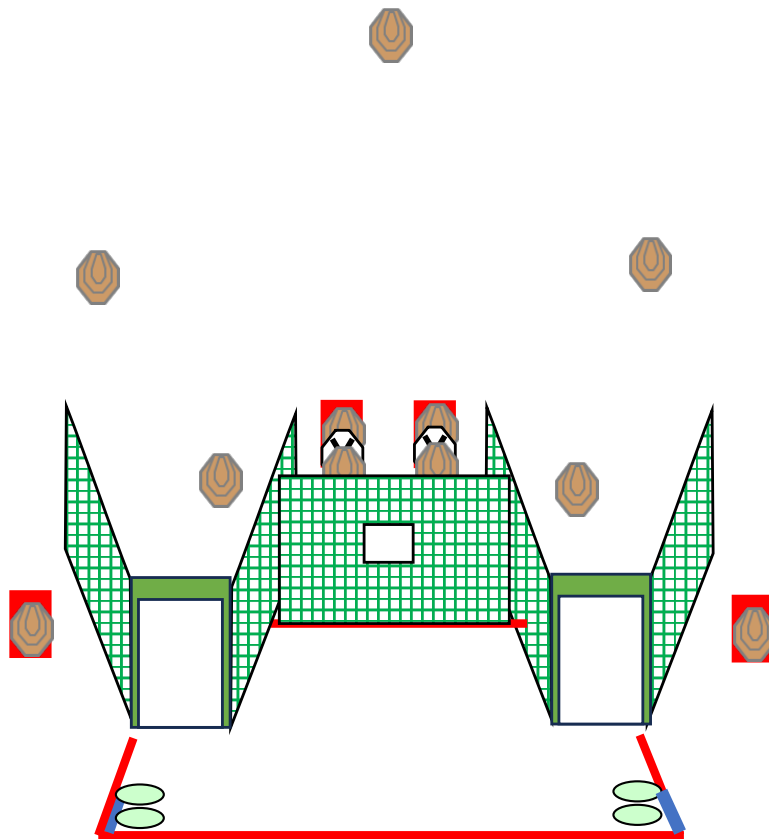
Handgun ready condition: Loaded and holstered with chamber empty

STAGE PROCEDURE: On the signal engage all targets as seen from within the demarcated area with one scoring hit per target

SCORING: 11 rounds, 55 points

TARGETS: 11 IPSC paper targets (classic),

START: Audible



11

SETUP NOTES: set up from stage 3

RO NOTES:

STAGE 11

RULES: IPSC Latest Edition

RANGE 3b, Day 2

COURSE DESIGNER: Gary Mapes

START POSITION: Standing with heels touching blue mark as demonstrated

Handgun ready condition: Holstered and loaded with chamber empty

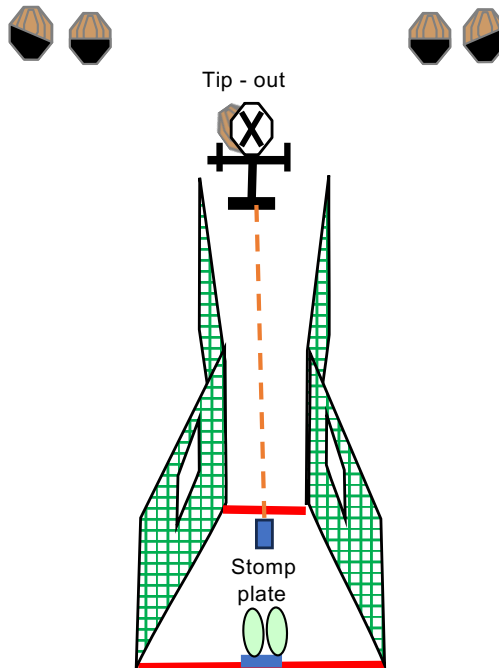
STAGE PROCEDURE: On the signal engage all targets as seen from within the demarcated area

Stomp plate activates the Tip-out which remains visible at rest

SCORING: 10 rounds, 50 points

TARGETS: 5 IPSC paper targets (classic),

START: Audible



10

SETUP NOTES:

RO NOTES:

STAGE 12

RULES: IPSC Latest Edition

RANGE 4b, Day 2

COURSE DESIGNER: Gary Mapes

START POSITION: Standing with heels touching the blue mark as demonstrated

Handgun ready condition: Default

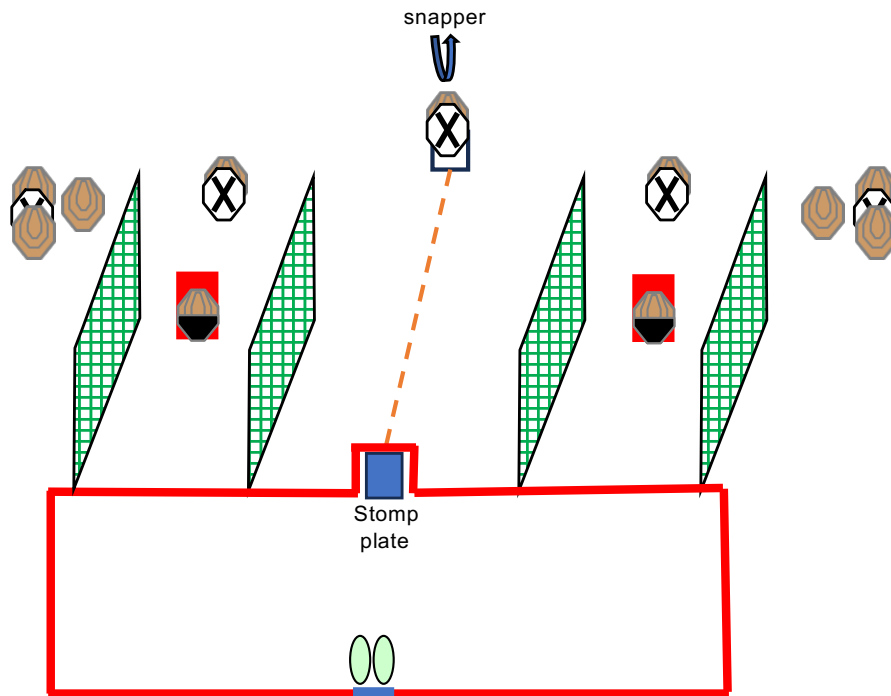
STAGE PROCEDURE: On the signal engage all targets as seen from within the demarcated area

Stomp plate activates the Snapper

SCORING: 22 rounds, 110 points

TARGETS: 11 IPSC paper targets (classic),

START: Audible



22

SETUP NOTES: set up from stage 5

RO NOTES: